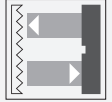




## Retroreflective sensor

ML100-55/25/33/103/115a/154-1M



- No controls
- Miniature design
- Easy to use
- Clearly visible LEDs for Power ON, switching state and weak signal indication
- Very bright, highly visible light spot
- Full metal thread mounting
- Not sensitive to ambient light

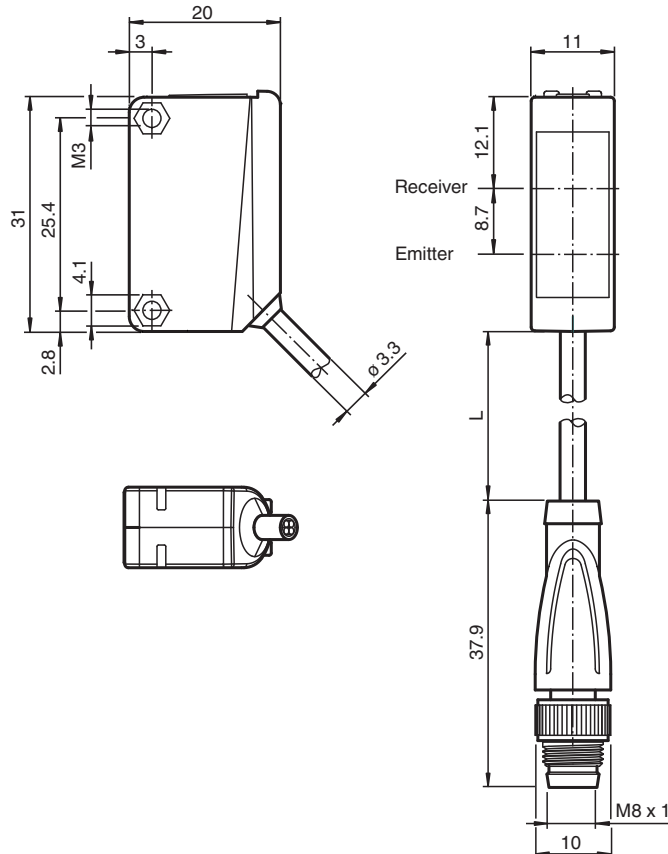
Retroreflective sensor with polarization filter, plastic housing, 5 m detection range, red light, light on, DC version, PNP output, no controls, fixed cable with M8 plug



### Function

The optical sensors of this series are suitable for both standard and demanding applications. The series features a miniature housing design, two M3 metal-threaded mounting holes and a highly visible LED status indicator. Each device is equipped with a sensitivity adjuster and a light-on/dark-on changeover switch for increased flexibility. A wide variety of versions are available in both infrared light and red light with PowerBeam for easy alignment. Special versions with BlueBeam are suitable for challenging applications like those in the solar and battery industries.

### Dimensions



## Technical Data

### General specifications

Effective detection range	0 ... 5 m
Reflector distance	0.02 ... 5 m
Threshold detection range	7 m
Reference target	H50 reflector
Light source	LED
Light type	modulated visible red light
Polarization filter	yes
Diameter of the light spot	approx. 500 mm at a distance of 7 m
Opening angle	approx. 4 °
Optical face	frontal
Ambient light limit	EN 60947-5-2:2007+A1:2012

### Functional safety related parameters

MTTF <sub>d</sub>	860 a
Mission Time (T <sub>M</sub> )	20 a
Diagnostic Coverage (DC)	0 %

### Indicators/operating means

Operation indicator	LED green: power on
Function indicator	LED yellow: lights up when receiving the light beam ; flashes when falling short of the operating reserve; OFF when light beam is interrupted

### Electrical specifications

Operating voltage	U <sub>B</sub>	10 ... 30 V DC
Ripple		max. 10 %
No-load supply current	I <sub>0</sub>	< 20 mA

### Output

Switching type		light-on
Signal output		1 PNP output, short-circuit protected, reverse polarity protected, open collector
Switching voltage		max. 30 V DC
Switching current		max. 100 mA , resistive load
Voltage drop	U <sub>d</sub>	≤ 1.5 V DC
Switching frequency	f	1000 Hz
Response time		0.5 ms

### Conformity

Product standard	EN 60947-5-2
------------------	--------------

### Approvals and certificates

UL approval	cULus Listed, Class 2 Power Source or listed Power Supply with a limited voltage output with (maybe integrated) fuse (max. 3.3 A according UL248), Type 1 enclosure
CCC approval	CCC approval / marking not required for products rated ≤36 V

### Ambient conditions

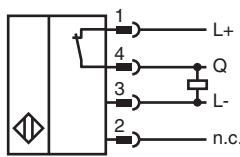
Ambient temperature	-30 ... 60 °C (-22 ... 140 °F)
Storage temperature	-40 ... 70 °C (-40 ... 158 °F)

### Mechanical specifications

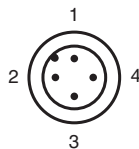
Degree of protection	IP67
Connection	Fixed cable 1000 mm with 4-pin M8 connector
Material	
Housing	PC (Polycarbonate)
Optical face	PMMA
Mass	approx. 30 g
Tightening torque, fastening screws	0.6 Nm
Dimensions	
Height	31 mm
Width	11 mm
Depth	20 mm
Cable length	1 m

Release date: 2024-10-24 Date of issue: 2024-10-24 Filename: 325615\_eng.pdf

Connection



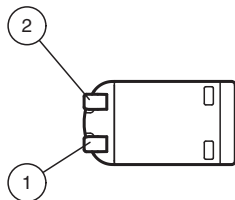
Connection Assignment



Wire colors in accordance with EN 60947-5-2

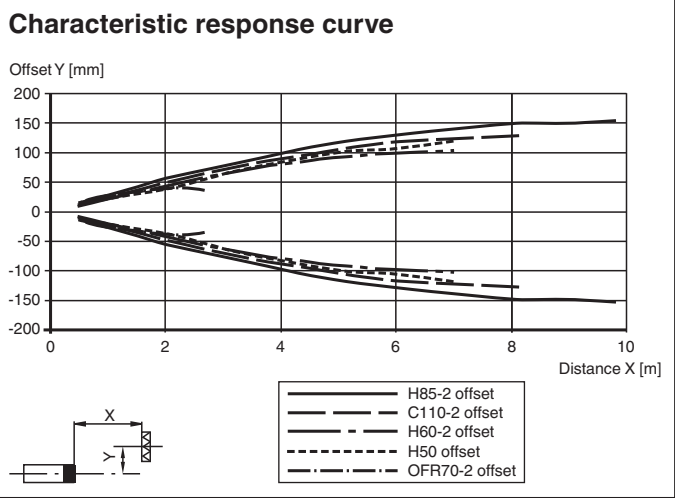
1	BN	(brown)
2	WH	(white)
3	BU	(blue)
4	BK	(black)

Indication



1	Signal display	yellow
2	Operating display	green

Characteristic Curve



Release date: 2024-10-24 Date of issue: 2024-10-24 Filename: 325615\_eng.pdf

Characteristic Curve

